

2022-2023 Annual Summary: Non-Academic Misconduct

Violations:

119 Students Responsible for Code Violations



Violations decreased by 21% from 2021-2022.

1 Student Group Responsible for Hazing



Preventing and addressing Hazing continues to be a priority.



49%

Contravention of Policy or Law



This reflects a high number of UDSI tickets issued at Homecoming, and is consistent with 2021-2022.



10%

Misrepresentation, Failing to Provide, or Providing False Information



10%

Misconduct Involving Property

Reports of Sexual Violence involving Student Respondents are referred to the Student Conduct Office for investigation, case management, and resolution. Reports during the 2022-2023 year remained stable.

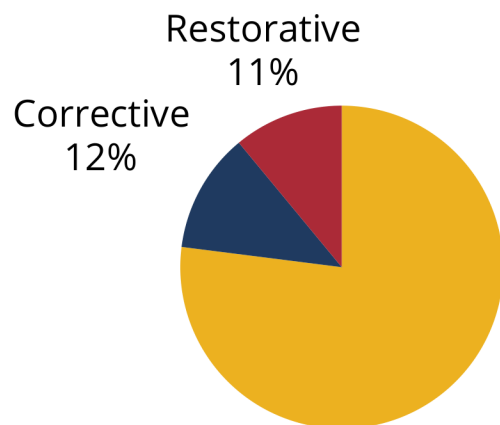


More information is available in the [2022-2023 Sexual Violence Report](#).

Outcomes:



On average, cases are resolved in less than 30 calendar days.



Most Assigned Outcomes by Category



No Contact




Written Warning



Community Service


2022-2023 Annual Summary: Non-Academic Misconduct

Respondent Demographics:

52% Students responsible for Code violations who were in their first year at Queen's.  Many incidents occurred in Residence, which is primarily first year students.

79% Male students responsible for Code violations, despite representing only 39% of the Queen's student population.


Faculty/School	% of Total Queen's Enrolment	% of Total Respondents in Cases Received by NAMIO
Arts & Science	47	53
Smith School of Engineering and Applied Science	12	26
Smith School of Business	7	17
Graduate Studies (SGSPA)	19	3
Health Sciences	10	1

 Enrolment does not add up to 100 because some Faculties/Schools had no Respondents.

Harassment and Discrimination:

4 Student cases were referred to Early Resolution under the Harassment and Discrimination Prevention and Response Policy.

14 Student cases referred under the Policy went through a formal process.

 As awareness of the Policy increases, more students are reporting experiences of harassment and discrimination. Resources and information are available in the Policy.

Appeals:

9 Appeals were heard by the NAM Appeal Panel, increasing by 125% over 2021-2022.

 Most appeals relate to evictions from Residence.